

# FENNEMORE CRAIG, P.C.

3003 North Central Avenue, Suite 2600  
Phoenix, Arizona 85012-2913  
(602) 916-5000

**Todd C. Wiley**

Direct Phone: (602) 916-5337

Direct Fax: (602) 916-5537

twiley@fclaw.com

**Law Offices**

Phoenix (602) 916-5000

Tucson (520) 879-6800

Nogales (520) 281-3480

Las Vegas (702) 692-8000

Denver (303) 291-3200

December 19, 2008

**Via Hand-Delivery**

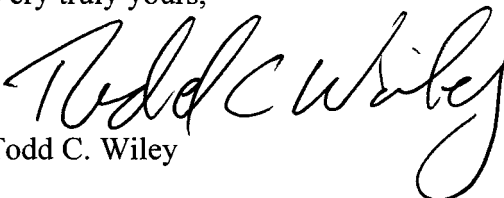
Arizona Corporation Commission  
Compliance Section--Utilities Division  
Attn: Kim Batista  
1200 West Washington Street  
Phoenix, Arizona 85007

**Re: Strawberry Water Company 2007 Utilities Annual Report**

Dear Kim:

With this letter, Strawberry Water Company hereby files a copy of its completed 2007 Utilities Annual Report. If you have any questions or comments, please let us know.

Very truly yours,

  
Todd C. Wiley

cc: Robert T. Hardcastle (w/ encl.)

**ARIZONA CORPORATION COMMISSION**  
**UTILITIES DIVISION**

**ANNUAL REPORT MAILING LABEL – MAKE CHANGES AS NECESSARY**

W-03513A  
Strawberry Water Co., Inc.  
P.O. Box 82218  
Bakersfield, CA 93380

**ANNUAL REPORT**

**FOR YEAR ENDING**

|           |           |             |
|-----------|-----------|-------------|
| <b>12</b> | <b>31</b> | <b>2007</b> |
|-----------|-----------|-------------|

**FOR COMMISSION USE**

|              |           |
|--------------|-----------|
| <b>ANN04</b> | <b>07</b> |
|--------------|-----------|

## COMPANY INFORMATION

**Company Name (Business Name):** Strawberry Water Co., Inc.

**Mailing Address:** P.O. Box 82218  
(Street)

Bakersfield CA 93380  
(City) (State) (Zip)

800-270-6084 or 661-633-7546 800-748-6981  
Telephone No. (Include Area Code) Fax No. (Include Area Code) Pager/Cell No. (Include Area Code)

**Email Address:** customerservicecenter@brookeutilities.com or mistiej@brookeutilities.com

**Local Office Mailing Address:** 1010 S. Stover Rd.

Payson Arizona 85541  
(City) (State) (Zip)

928-474-9130 928-474-1695  
Local Office Telephone No. (Include Area Code) Fax No. (Include Area Code) Pager/Cell No. (Include Area Code)

**Email Address** davida@brookeutilities.com

## MANAGEMENT INFORMATION

**Management Contact:** Robert T. Hardcastle President  
(Name) (Title)

P.O. Box 82218 Bakersfield CA 93380  
(Street) (City) (State) (Zip)

661-633-7526 800-748-6981  
Telephone No. (Include Area Code) Fax No. (Include Area Code) Pager/Cell No. (Include Area Code)

**Email Address:** rth@brookeutilities.com

**On Site Manager:** David Allred  
(Name)

1010 S. Stover Rd. Payson AZ 85541  
(Street) (City) (State) (Zip)

928-447-8130 928-472-8747  
Telephone No. (Include Area Code) Fax No. (Include Area Code) Pager/Cell No. (Include Area Code)

**Email Address:** davida@brookeutilities.com

Please mark this box if the above address(es) have changes or are updated since the last filing.

**Statutory Agent:** Robert T. Hardcastle  
(Name)

P.O. Box 82218                      Bakersfield                      CA                      93380  
(Street)                      (City)                      (State)                      (Zip)

661-633-7526                      800-748-6981  
Telephone No. (Include Area Code)                      Fax No. (Include Area Code)                      Pager/Cell No. (Include Area Code)

**Attorney:** Jay Shapiro with Fennemore Craig  
(Name)

3003 N. Central Ave. Ste. 2600                      Phoenix                      AZ                      85012  
(Street)                      (City)                      (State)                      (Zip)

602-916-5000                      602-916-5566  
Telephone No. (Include Area Code)                      Fax No. (Include Area Code)                      Pager/Cell No. (Include Area Code)

Email Address    JLShapiro@fclaw.com

Please mark this box if the above address(es) have changed or are updated since the last filing.

**OWNERSHIP INFORMATION**

Check the following box that applies to your company:

Sole Proprietor (S)                       C Corporation (C) (Other than Association/Co-op)

Partnership (P)                       Subchapter S Corporation (Z)

Bankruptcy (B)                       Association/Co-op (A)

Receivership (R)                      Limited Liability Company

Other (Describe)

**COUNTIES SERVED**

Check the box for the county/ies in which you are certified to provide service:

|  |                                   |                                   |
|--|-----------------------------------|-----------------------------------|
| <input type="checkbox"/> APACHE          | <input type="checkbox"/> COCHISE  | <input type="checkbox"/> COCONINO |
| <input checked="" type="checkbox"/> GILA | <input type="checkbox"/> GRAHAM   | <input type="checkbox"/> GREENLEE |
| <input type="checkbox"/> LA PAZ          | <input type="checkbox"/> MARICOPA | <input type="checkbox"/> MOHAVE   |
| <input type="checkbox"/> NAVAJO          | <input type="checkbox"/> PIMA     | <input type="checkbox"/> PINAL    |
| <input type="checkbox"/> SANTA CRUZ      | <input type="checkbox"/> YAVAPAI  | <input type="checkbox"/> YUMA     |
| <input type="checkbox"/> STATEWIDE       |                                   |                                   |

**COMPANY NAME: STRAWBERRY WATER COMPANY, INC****UTILITY PLANT IN SERVICE**

| <b>Acct. No.</b> | <b>DESCRIPTION</b>                     | <b>Original Cost (OC)</b> | <b>Accumulated Depreciation (AD)</b> | <b>O.C.L.D (OC less AD)</b> |
|------------------|--|---------------------------|--------------------------------------|-----------------------------|
| 301              | Organization                           | 6,739                     | 3,382                                | 3,357                       |
| 302              | Franchises                             |                           |                                      |                             |
| 303              | Land and Land Rights                   | 4,309                     | 4,309                                | -                           |
| 304              | Structures and Improvements            | 99,161                    | 82,956                               | 16,205                      |
| 307              | Wells and Springs                      | 235,955                   | 122,419                              | 113,536                     |
| 311              | Pumping Equipment                      | 210,127                   | 89,193                               | 120,934                     |
| 320              | Water Treatment Equipment              | 7,688                     | 3,256                                | 4,432                       |
| 330              | Distribution Reservoirs and Standpipes | 173,446                   | 175,957                              | (2,511)                     |
| 331              | Transmission and Distribution Mains    | 666,300                   | 474,720                              | 191,580                     |
| 333              | Services                               | 44,410                    | 37,385                               | 7,025                       |
| 334              | Meters and Meter Installations         | 154,558                   | 75,527                               | 79,031                      |
| 335              | Hydrants                               | 167                       | 54                                   | 113                         |
| 336              | Backflow Prevention Devices            |                           |                                      |                             |
| 339              | Other Plant and Misc. Equipment        | 52,074                    | 27,711                               | 24,363                      |
| 340              | Office Furniture and Equipment         |                           |                                      |                             |
| 341              | Transportation Equipment               |                           |                                      |                             |
| 343              | Tools, Shop and Garage Equipment       |                           |                                      |                             |
| 344              | Laboratory Equipment                   |                           |                                      |                             |
| 345              | Power Operated Equipment               | 3,328                     | 739                                  | 2,589                       |
| 346              | Communication Equipment                |                           |                                      |                             |
| 347              | Miscellaneous Equipment                |                           |                                      |                             |
| 348              | Other Tangible Plant                   | 123                       | 6                                    | 117                         |
|                  | <b>TOTALS</b>                          | <b>1,658,385</b>          | <b>1,097,614</b>                     | <b>560,771</b>              |

This amount goes on the Balance Sheet Acct. No.108 

**COMPANY NAME: STRAWBERRY WATER COMPANY, INC**

**CALCULATION OF DEPRECIATION EXPENSE FOR CURRENT YEAR**

| <b>Acct. No.</b> | <b>DESCRIPTION</b>                     | <b>Original Cost (1)</b> | <b>Depreciation Percentage (2)</b> | <b>Depreciation Expense (1x2)</b> |
|------------------|--|--------------------------|------------------------------------|-----------------------------------|
| 301              | Organization                           | 6,739                    | 2.63%                              | 177                               |
| 302              | Franchises                             |                          |                                    |                                   |
| 303              | Land and Land Rights                   | 4,309                    | 0.00%                              | -                                 |
| 304              | Structures and Improvements            | 99,161                   | 2.68%                              | 2,658                             |
| 307              | Wells and Springs                      | 235,955                  | 2.59%                              | 6,122                             |
| 311              | Pumping Equipment                      | 210,127                  | 2.54%                              | 5,337                             |
| 320              | Water Treatment Equipment              | 7,688                    | 2.59%                              | 199                               |
| 330              | Distribution Reservoirs and Standpipes | 173,446                  | 2.56%                              | 4,433                             |
| 331              | Transmission and Distribution Mains    | 666,300                  | 2.64%                              | 17,578                            |
| 333              | Services                               | 44,410                   | 2.75%                              | 1,222                             |
| 334              | Meters and Meter Installations         | 154,558                  | 2.59%                              | 4,008                             |
| 335              | Hydrants                               | 167                      | 2.99%                              | 5                                 |
| 336              | Backflow Prevention Devices            |                          |                                    |                                   |
| 339              | Other Plant and Misc. Equipment        | 52,074                   | 3.00%                              | 1,561                             |
| 340              | Office Furniture and Equipment         |                          |                                    |                                   |
| 341              | Transportation Equipment               |                          |                                    |                                   |
| 343              | Tools, Shop and Garage Equipment       |                          |                                    |                                   |
| 344              | Laboratory Equipment                   |                          |                                    |                                   |
| 345              | Power Operated Equipment               | 3,328                    | 2.61%                              | 87                                |
| 346              | Communication Equipment                |                          |                                    |                                   |
| 347              | Miscellaneous Equipment                |                          |                                    |                                   |
| 348              | Other Tangible Plant                   | 123                      | 2.44%                              | 3                                 |
|                  | <b>TOTALS</b>                          | <b>1,658,385</b>         | <b>2.62%</b>                       | <b>43,390</b>                     |

This amount goes on Comparative Statement of Income and Expense  
Acct. No.403.

**COMPANY NAME: STRAWBERRY WATER COMPANY, INC****BALANCE SHEET**

| <b>Acct. No.</b> | <b>ASSETS</b>                             | <b>BALANCE AT BEGINNING OF YEAR</b> | <b>BALANCE AT END OF YEAR</b> |
|------------------|---|-------------------------------------|-------------------------------|
|                  | <b>CURRENT AND ACCRUED ASSETS</b>         |                                     |                               |
| 131              | Cash                                      | \$ -                                | \$ -                          |
| 134              | Working Funds                             |                                     |                               |
| 135              | Temporary Cash Investments                |                                     |                               |
| 141              | Customer Accounts Receivable              |                                     | 22,397                        |
| 146              | Notes/Receivables from Associated Company |                                     |                               |
| 160              | Other Receivables - Contingency           | -                                   | -                             |
| 162              | Prepayments                               |                                     |                               |
| 174              | Miscellaneous Current and Accrued Assets  | -                                   | -                             |
|                  | <b>TOTAL CURRENT AND ACCRUED ASSETS</b>   | <b>\$ -</b>                         | <b>\$ 22,397</b>              |
|                  | <b>FIXED ASSETS</b>                       |                                     |                               |
| 101              | Utility Plant in Service                  | \$ 1,628,678                        | \$ 1,658,384                  |
| 103              | Property Held for Future Use              |                                     |                               |
| 105              | Construction Work in Progress             |                                     |                               |
| 108              | Accumulated Depreciation - Utility Plant  | (1,054,224)                         | (1,097,614)                   |
| 121              | Not-Utility Property                      |                                     |                               |
| 122              | Accumulated Depreciation - Non Utility    |                                     |                               |
|                  | <b>TOTAL FIXED ASSETS</b>                 | <b>\$ 574,454</b>                   | <b>\$ 560,770</b>             |
|                  | <b>DEFERRED INCOME TAX DEBITS</b>         | <b>\$ 368,000</b>                   | <b>\$ 368,000</b>             |
|                  | <b>TOTAL ASSETS</b>                       | <b>\$ 942,454</b>                   | <b>\$ 951,167</b>             |

**NOTE:** The Assets on this page should be equal to **Total Liabilities & Capital** on the following page

**COMPANY NAME: STRAWBERRY WATER COMPANY, INC**

**BALANCE SHEET (CONTINUED)**

| <b>Acct. No.</b> | <b>LIABILITIES</b>                              | <b>BALANCE AT BEGINNING OF YEAR</b> | <b>BALANCE AT END OF YEAR</b> |
|------------------|---|-------------------------------------|-------------------------------|
|                  | <b>CURRENT LIABILITIES</b>                      |                                     |                               |
| 231              | Accounts Payable                                | \$ 382                              | \$ -                          |
| 232              | Notes Payable (Current Portion)                 |                                     |                               |
| 234              | Notes/Accounts Payable to Associated Company    | 123,561                             | 64,585                        |
| 235              | Customer Deposits                               | 13,457                              | 12,905                        |
| 236              | Accrued Taxes                                   |                                     |                               |
| 238              | Other accrued expense                           |                                     |                               |
| 241              | Miscellaneous Current and Accrued Liabilities   | 17,340                              | 11,827                        |
|                  | <b>TOTAL CURRENT LIABILITIES</b>                | <b>\$ 154,740</b>                   | <b>\$ 89,317</b>              |
|                  | <b>LONG-TERM DEBT (Over 12 Months)</b>          |                                     |                               |
| 224              | Long-term Notes and Bonds                       | \$ -                                | \$ -                          |
|                  | <b>Deferred Credits</b>                         |                                     |                               |
| 251              | Unamortized Premium on Debt                     |                                     |                               |
|                  | Refundable Meter Advances                       | \$ 30,018                           | \$ 28,415                     |
| 252              | Advances in Aid of Construction                 | 155,936                             | 205,060                       |
| 271              | Contributions in Aid of Construction            |                                     |                               |
| 272              | Less: Amortization of Contributions             |                                     |                               |
| 281              | Accumulated Deferred Income Taxes               |                                     |                               |
|                  | <b>TOTAL DEFERRED CREDITS</b>                   | <b>\$ 185,954</b>                   | <b>\$ 233,475</b>             |
|                  | <b>TOTAL LIABILITIES</b>                        | <b>\$ 340,694</b>                   | <b>\$ 322,792</b>             |
|                  | <b>CAPITAL ACCOUNTS</b>                         |                                     |                               |
| 201              | Common Stock Issued                             | \$ 274,955                          | \$ 274,955                    |
| 211              | Paid In Capital in Excess of Par Value          | 535,551                             | 535,551                       |
| 215              | Retained Earnings                               | (208,746)                           | (182,131)                     |
| 218              | Proprietary Capital (Sole Props & Partnerships) |                                     |                               |
|                  | <b>TOTAL CAPITAL</b>                            | <b>\$ 601,760</b>                   | <b>\$ 628,375</b>             |
|                  | <b>TOTAL LIABILITIES AND CAPITAL</b>            | <b>\$ 942,454</b>                   | <b>\$ 951,167</b>             |

**COMPANY NAME: STRAWBERRY WATER COMPANY, INC**

**COMPARATIVE STATEMENT OF INCOME AND EXPENSE**

| <b>Acct. No.</b> | <b>OPERATING REVENUES</b>                 | <b>PRIOR YEAR</b> | <b>CURRENT YEAR</b> |
|------------------|---|-------------------|---------------------|
| 461              | Metered Water Revenue                     | \$ 442,391        | \$ 432,257          |
| 460              | Unmetered Water Revenue                   |                   |                     |
| 474              | Other Water Revenues                      | 4,129             | 4,210               |
|                  | <b>TOTAL REVENUES</b>                     | <b>\$ 446,520</b> | <b>\$ 436,467</b>   |
|                  |   |                   |                     |
|                  | <b>OPERATING EXPENSES</b>                 |                   |                     |
| 601              | Salaries and Wages                        | \$ 64,573         | \$ 79,164           |
| 610              | Purchased Water                           | 18,180            | 22,836              |
| 615              | Purchased Power                           | 24,528            | 34,685              |
| 618              | Chemicals                                 | 1,635             | 1,080               |
| 620              | Repairs & Maintenance                     | 12,919            | 306                 |
| 621              | Office Supplies and Expense               |                   |                     |
| 630              | Outside Services                          | 101,955           | 44,082              |
| 635              | Water Testing                             | 5,057             | 9,449               |
| 641              | Rents                                     | -                 | 1,201               |
| 650              | Transportation Expenses                   | 650               | 27,057              |
| 657              | Insurance - General Liability             |                   |                     |
| 659              | Insurance - Health and Life               | 4,941             | 4,747               |
| 666              | Regulatory Commission Expense - Rate Case |                   |                     |
| 675              | Miscellaneous Expense                     | 49,565            | 98,064              |
| 403              | Depreciation Expense                      | 42,793            | 43,390              |
| 408              | Taxes Other Than Income                   | 27,578            | 26,901              |
| 408.11           | Property Taxes                            | 22,945            | 20,773              |
| 409              | Income Tax                                |                   |                     |
|                  | <b>TOTAL OPERATING EXPENSES</b>           | <b>\$ 377,319</b> | <b>\$ 413,735</b>   |
|                  |   |                   |                     |
|                  | <b>OPERATING INCOME/(LOSS)</b>            | <b>\$ 69,201</b>  | <b>\$ 22,732</b>    |
|                  |   |                   |                     |
|                  | <b>OTHER INCOME/EXPENSE</b>               |                   |                     |
| 419              | Interest and Dividend Income              | \$ -              | \$ -                |
| 421              | Non-Utility Income                        | 196               | 4,590               |
| 426              | Miscellaneous Non-Utility Expenses        |                   |                     |
| 427              | Interest Expense                          | (816)             | (707)               |
|                  | <b>TOTAL OTHER INCOME/EXPENSE</b>         | <b>\$ (620)</b>   | <b>\$ 3,883</b>     |
|                  |   |                   |                     |
|                  | <b>NET INCOME/(LOSS)</b>                  | <b>\$ 68,581</b>  | <b>\$ 26,615</b>    |

**COMPANY NAME: STRAWBERRY WATER CO., INC.**

**SUPPLEMENTAL FINANCIAL DATA**  
**Long-Term Debt**

|                        | <b>LOAN #1</b> | <b>LOAN #2</b> | <b>LOAN #3</b> | <b>LOAN #4</b> |
|------------------------|----------------|----------------|----------------|----------------|
| Date Issued            |                |                |                |                |
| Source of Loan         |                |                |                |                |
| ACC Decision No.       |                |                |                |                |
| Reason for Loan        |                |                |                |                |
| Dollar Amount Issued   | \$             | \$             | \$             | \$             |
| Amount Outstanding     | \$             | \$             | \$             | \$             |
| Date of Maturity       |                |                |                |                |
| Interest Rate          | %              | %              | %              | %              |
| Current Year Interest  | \$             | \$             | \$             | \$             |
| Current Year Principal | \$             | \$             | \$             | \$             |

|  |           |
|--|-----------|
| Meter Deposit Balance at Test Year End       | \$ 28,415 |
| Meter Deposits Refunded During the Test Year | \$ 5,044  |

**COMPANY NAME: STRAWBERRY WATER CO., INC.**

**Name of System: Strawberry Water System**

**ADEQ Public Water System Number: PWS 04-006**

**WATER COMPANY PLANT DESCRIPTION**

**WELLS**

| <b>ADWR ID Number *</b> | <b>Pump Horsepower</b> | <b>Pump Yield (gpm)</b> | <b>Casing Depth (feet)</b> | <b>Casing Diameter (Inches)</b> | <b>Meter Size (Inches)</b> | <b>Year Drilled</b> | <b>Arsenic Levels (Mg/L)</b> |
|-------------------------|------------------------|-------------------------|----------------------------|---------------------------------|----------------------------|---------------------|------------------------------|
| 55-635776               | 2                      | 0                       | 60                         | 6                               | 2                          | 1968                | 0.002                        |
| 55-635780               | 5                      | 0                       | 60                         | 6                               | 2                          | 1968                | 0.002                        |
| 55-635773               | 2                      | 0                       | 60                         | 8                               | 2                          | 1960                | 0.002                        |
| 55-635774               | 5                      | 10                      | 40                         | 6                               | 1                          | 1970                | 0.002                        |
| 55-635779               | 3                      | 9.5                     | 40                         | 8                               | 2                          | 1998                | 0.001                        |
| 55-807338               | 5                      | 20                      | 755                        | 6                               | 1                          | 1978                | 0.002                        |
| 55-635771               | No pump                | 0                       | 120                        | 6                               | none                       | 1973                | n/a                          |
| 55-616681               | 5                      | 1                       | 205                        | 16                              | 2                          | 1976                | 0.002                        |
| 55-616680               | No pump                | 0                       | 250                        | 10                              | None                       | 1976                | <0.001                       |
| 55-603962               | 2                      | 0                       | 300                        | 6                               | 1                          | 1978                | 0.001                        |
|                         |                        |                         |                            |                                 |                            |                     |                              |
|                         |                        |                         |                            |                                 |                            |                     |                              |

\* Arizona Department of Water Resources Identification Number

**OTHER WATER SOURCES**

| <b>Name or Description</b> | <b>Capacity (gpm)</b> | <b>Gallons Purchased or Obtained (in thousands)</b> |
|----------------------------|-----------------------|---|
| WSP: M Well 55-561197      | 12.0                  | 5,778   |
| WSP: O Well 55-560369      | 5.0                   | 2,830   |
| WSP: J1: Well 55-586130    | 18.0                  | 8,231   |
| WSP J2: Well: 55-586129    | 12.0                  | 5,124   |
| WSP: K Well: 55-635762     | 3.0                   | 702   |
| WSP:W Well: 55-588181      | 10.0                  | 2,973   |
| Payson Water Co via tanker | n/a                   | 466   |

WSP: Water Sharing Partner aka Water Sharing Agreement

| <b>BOOSTER PUMPS</b> |                 | <b>FIRE HYDRANTS</b>     |                       |
|----------------------|-----------------|--------------------------|-----------------------|
| <b>Horsepower</b>    | <b>Quantity</b> | <b>Quantity Standard</b> | <b>Quantity Other</b> |
| 5                    | 2               | None                     | None                  |
| 7.5                  | 8               |                          |                       |
|                      |                 |                          |                       |
|                      |                 |                          |                       |

*Note: If you are filing for more than one system, please provide separate sheets for each system.*

**COMPANY NAME: STRAWBERRY WATER CO., INC.**

**Name of System: Strawberry Water System    ADEQ Public Water System Number: PWS 04-006**

**WATER COMPANY PLANT DESCRIPTION (CONTINUED)**

| <b>STORAGE TANKS</b> |                 | <b>PRESSURE TANKS</b> |                 |
|----------------------|-----------------|-----------------------|-----------------|
| <b>Capacity</b>      | <b>Quantity</b> | <b>Capacity</b>       | <b>Quantity</b> |
| 10,000 gallons       | 3               | 350 gallons           | 4               |
| 15,000 gallons       | 1               | 500 gallons           | 1               |
| 20,000 gallons       | 2               | 1,000 gallons         | 1               |
| 67,500 gallons       | 1               | 2,000 gallons         | 3               |
| 100,000 gallons      | 1               | 3,000 gallons         | 1               |
|                      |                 |                       |                 |

**COMPANY NAME: STRAWBERRY WATER CO., INC.**  
**Name of System: Strawberry Water System      ADEQ Public Water System Number: PWS 04-006**

**MAINS**

| Size (in inches) | Material | Length (in feet) |
|------------------|----------|------------------|
| 2                | ABS      | 6,675            |
| 2                | Steel    | 100              |
| 2                | PVC      | 525              |
| 3                | ABS      | 23,029           |
| 3                | PVC      | 21               |
| 3                | Steel    | 120              |
| 4                | PVC      | 39,775           |
| 4                | ABS      | 1,693            |
| 4                | AC       | 322              |
| 6                | Steel    | 1,300            |
| 6                | AC       | 17,874           |
| 6                | PVC      | 35,126           |
| 8                | None     | None             |
| 10               | None     | None             |
| 12               | None     | None             |

**CUSTOMER METERS**

| Size (in inches) | Quantity     |
|------------------|--------------|
| 5/8 X 3/4        | 1,064        |
| 3/4              | 58           |
| 1                | 15           |
| 1 1/2            | 1            |
| 2                | 1            |
| Comp. 3          | 1            |
| Turbo 3          | None         |
| Comp. 4          | None         |
| Turbo 4          | None         |
| Comp. 6          | None         |
| Turbo 6          | None         |
| <b>TOTAL</b>     | <b>1,140</b> |
|                  |              |
|                  |              |

**For the following three items, list the utility owned assets in each category.**

**TREATMENT EQUIPMENT:**

Three (3) Mark 1 Pellet Chlorinators  
 \_\_\_\_\_  
 \_\_\_\_\_

**STRUCTURES:**

1- 8' x 12' concrete block building      1- 8' x 8' concrete block building  
2- 8' x 12' concrete block buildings      1- 10' x 10' concrete block building  
5- 8' x 8' concrete block building      1 10' x 12' wooden frame building

**OTHER:**

Four (4) water conservation signs & 20 related number signs (1-5)  
 \_\_\_\_\_  
 \_\_\_\_\_

*Note: If you are filing for more than one system, please provide separate sheets for each system.*

**COMPANY NAME: STRAWBERRY WATER CO., INC.**

**Name of System: Strawberry Water System      ADEQ Public Water System Number: PWS 04-006**

**WATER USE DATA SHEET BY MONTH FOR CALENDAR YEAR 2007**

| <b>MONTH/YEAR</b> | <b>NUMBER OF CUSTOMERS</b> | <b>GALLONS SOLD (Thousands)</b> | <b>GALLONS PUMPED (Thousands)</b> | <b>GALLONS PURCHASED (Thousands)</b> |
|-------------------|----------------------------|---------------------------------|-----------------------------------|--------------------------------------|
| <b>JANUARY</b>    | 1,061                      | 4,704                           | 1,350                             | 2,641                                |
| <b>FEBRUARY</b>   | 1,064                      | 1,522                           | 1,450                             | 897                                  |
| <b>MARCH</b>      | 1,063                      | 1,866                           | 1,300                             | 947                                  |
| <b>APRIL</b>      | 1,068                      | 3,301                           | 1,784                             | 2,725                                |
| <b>MAY</b>        | 1,067                      | 3,785                           | 1,435                             | 2337                                 |
| <b>JUNE</b>       | 1,072                      | 3,996                           | 1,417                             | 2,760                                |
| <b>JULY</b>       | 1,072                      | 3,868                           | 1,816                             | 1,772                                |
| <b>AUGUST</b>     | 1,080                      | 3,048                           | 1,160                             | 1,934                                |
| <b>SEPTEMBER</b>  | 1,076                      | 2,415                           | 1,022                             | 3,070                                |
| <b>OCTOBER</b>    | 1,080                      | 3,106                           | 911                               | 2,518                                |
| <b>NOVEMBER</b>   | 1,079                      | 2,,625                          | 987                               | 2,124                                |
| <b>DECEMBER</b>   | 1,071                      | 1,287                           | 1,185                             | 2,379                                |
| <b>TOTAL</b>      |                            | <b>35,523</b>                   | <b>15,817</b>                     | <b>26,104</b>                        |

**What is the level of arsenic for each well on your system?** see page 10 **Mg/l**  
*(If more than one well, please list each separately.)*

**If system has fire hydrants, what is the fire flow requirement?** n/a **GPM for n/a** hrs

**If system has chlorination treatment, does this treatment system chlorinate continuously?**

**Yes**                       **No**

**Is the Water Utility located in an ADWR Active Management Area (AMA)?**

**Yes**                       **No**

**Does the Company have an ADWR Gallons Per Capita Per Day (GPCPD) requirement?**

**Yes**                       **No**

**If yes, provide the GPCPD amount:** \_\_\_\_\_

*Note: If you are filing for more than one system, please provide separate data sheets for each system.*

**COMPANY NAME: STRAWBERRY WATER CO., INC.**

**YEAR ENDING 12/31/2007**

**PROPERTY TAXES**

Amount of actual property taxes paid during Calendar Year 2007 was: \$ 20,938.65

Attach to this annual report proof (e.g. property tax bills stamped "paid in full" or copies of cancelled checks for property tax payments) of any and all property taxes paid during the calendar year.

If no property taxes paid, explain why. \_\_\_\_\_

\_\_\_\_\_  
\_\_\_\_\_  
\_\_\_\_\_  
\_\_\_\_\_

**VERIFICATION  
AND  
SWORN STATEMENT  
Taxes**

**VERIFICATION**

STATE OF California  
I, THE UNDERSIGNED  
OF THE

|                                |
|--------------------------------|
| COUNTY OF (COUNTY NAME)        |
| Kern                           |
| NAME (OWNER OR OFFICIAL) TITLE |
| Robert T. Hardcastle           |
| COMPANY NAME                   |
| STRAWBERRY WATER CO., INC.     |

**DO SAY THAT THIS ANNUAL UTILITY PROPERTY TAX AND SALES TAX REPORT TO THE ARIZONA CORPORATION COMMISSION**

FOR THE YEAR ENDING


|       |     |      |
|-------|-----|------|
| MONTH | DAY | YEAR |
| 12    | 31  | 2007 |

**HAS BEEN PREPARED UNDER MY DIRECTION, FROM THE ORIGINAL BOOKS, PAPERS AND RECORDS OF SAID UTILITY; THAT I HAVE CAREFULLY EXAMINED THE SAME, AND DECLARE THE SAME TO BE A COMPLETE AND CORRECT STATEMENT OF BUSINESS AND AFFAIRS OF SAID UTILITY FOR THE PERIOD COVERED BY THIS REPORT IN RESPECT TO EACH AND EVERY MATTER AND THING SET FORTH, TO THE BEST OF MY KNOWLEDGE, INFORMATION AND BELIEF.**

**SWORN STATEMENT**

**I HEREBY ATTEST THAT ALL PROPERTY TAXES FOR SAID COMPANY ARE CURRENT AND PAID IN FULL.**

**I HEREBY ATTEST THAT ALL SALES TAXES FOR SAID COMPANY ARE CURRENT AND PAID IN FULL.**

  
 \_\_\_\_\_  
 SIGNATURE OF OWNER OR OFFICIAL  
 (661) 633-7526  
 \_\_\_\_\_  
 TELEPHONE NUMBER

**SUBSCRIBED AND SWORN TO BEFORE ME**

A NOTARY PUBLIC IN AND FOR THE COUNTY OF

THIS  DAY OF

(SEAL)

|             |      |
|-------------|------|
| COUNTY NAME |      |
| MONTH       | 20__ |

MY COMMISSION EXPIRES

*See attached  
12/18/2008*

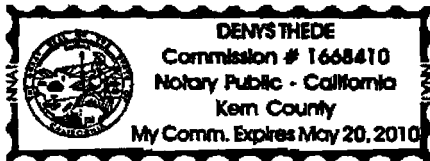
\_\_\_\_\_  
SIGNATURE OF NOTARY PUBLIC

# Jurat

State of California

County of Kern

Subscribed and sworn to (or affirmed) before me on this 19th day of December, 2008, by Robert T. Hardcastle, proved to me on the basis of satisfactory evidence to be the person who appeared before me.



A handwritten signature in cursive script, written over a horizontal line. The signature appears to be "DENVSTHEDE".

**INCOME TAXES**

For this reporting period, provide the following:

|   |    |   |
|---|----|---|
| Federal Taxable Income Reported           | \$ |   |
| Estimated or Actual Federal Tax Liability | \$ | 0 |
| State Taxable Income Reported             | \$ |   |
| Estimated or Actual State Tax Liability   | \$ | 0 |


Amount of Grossed-Up Contributions/Advances:

|   |                    |
|---|--------------------|
| Amount of Contributions/Advances        | <u>0 / 205,060</u> |
| Amount of Gross-Up Tax Collected        | <u>26,901</u>      |
| Total Grossed-Up Contributions/Advances | <u>205,060</u>     |

Decision No. 55774 states, in part, that the utility will refund any excess gross-up funds collected at the close of the tax year when tax returns are completed. Pursuant to this Decision, if gross-up tax refunds are due to any Payer or if any gross-up tax refunds have already been made, attach the following information by Payer: name and amount of contribution/advance, the amount of gross-up tax collected, the amount of refund due to each Payer, and the date the Utility expects to make or has made the refund to the Payer.

**CERTIFICATION**

The undersigned hereby certifies that the Utility has refunded to Payers all gross-up tax refunds reported in the prior year's annual report. This certification is to be signed by the President or Chief Executive Officer, if a corporation; the managing general partner, if a partnership; the managing member, if a limited liability company or the sole proprietor, if a sole proprietorship.

  
\_\_\_\_\_  
SIGNATURE

12-18-08  
\_\_\_\_\_  
DATE

ROBERT T. HARDCASTLE  
\_\_\_\_\_  
PRINTED NAME

President  
\_\_\_\_\_  
TITLE

**VERIFICATION  
AND  
SWORN STATEMENT  
Intrastate Revenues Only**

**VERIFICATION**

STATE OF California  
I, THE UNDERSIGNED  
OF THE

|   |
|---|
| COUNTY OF (COUNTY NAME)<br><b>Kern</b>  |
| NAME (OWNER OR OFFICIAL) TITLE<br><b>Robert T. Hardcastle</b>                 |
| COMPANY NAME: STRAWBERRY WATER CO., INC.<br><b>STRAWBERRY WATER CO., INC.</b> |

**DO SAY THAT THIS ANNUAL UTILITY REPORT TO THE ARIZONA CORPORATION COMMISSION**

**FOR THE YEAR ENDING**

| MONTH | DAY | YEAR |
|-------|-----|------|
| 12    | 31  | 2007 |

**HAS BEEN PREPARED UNDER MY DIRECTION, FROM THE ORIGINAL BOOKS, PAPERS AND RECORDS OF SAID UTILITY; THAT I HAVE CAREFULLY EXAMINED THE SAME, AND DECLARE THE SAME TO BE A COMPLETE AND CORRECT STATEMENT OF BUSINESS AND AFFAIRS OF SAID UTILITY FOR THE PERIOD COVERED BY THIS REPORT IN RESPECT TO EACH AND EVERY MATTER AND THING SET FORTH, TO THE BEST OF MY KNOWLEDGE, INFORMATION AND BELIEF.**

**SWORN STATEMENT**


**IN ACCORDANCE WITH THE REQUIREMENT OF TITLE 40, ARTICLE 8, SECTION 40-401, ARIZONA REVISED STATUTES, IT IS HEREIN REPORTED THAT THE GROSS OPERATING REVENUE OF SAID UTILITY DERIVED FROM ARIZONA INTRASTATE UTILITY OPERATIONS DURING CALENDAR YEAR 2007 WAS:**

Arizona Intrastate Gross Operating Revenues Only (\$)

\$ 441,057

**(THE AMOUNT IN BOX ABOVE  
INCLUDES \$ 26,901  
IN SALES TAXES BILLED, OR COLLECTED)**

**\*\*REVENUE REPORTED ON THIS PAGE MUST INCLUDE SALES TAXES BILLED OR COLLECTED. IF FOR ANY OTHER REASON, THE REVENUE REPORTED ABOVE DOES NOT AGREE WITH TOTAL OPERATING REVENUES ELSEWHERE REPORTED, ATTACH THOSE STATEMENTS THAT RECONCILE THE DIFFERENCE. (EXPLAIN IN DETAIL)**

  
SIGNATURE OF OWNER OR OFFICIAL  
(661) 633-7526  
TELEPHONE NUMBER

**SUBSCRIBED AND SWORN TO BEFORE ME**

**A NOTARY PUBLIC IN AND FOR THE COUNTY OF**

**THIS**  **DAY OF**

(SEAL)

|             |      |
|-------------|------|
| COUNTY NAME |      |
| MONTH       | 20__ |

**MY COMMISSION EXPIRES**

*All attached  
12/31/2008*

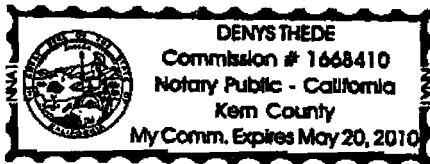
SIGNATURE OF NOTARY PUBLIC

# Jurat

State of California

County of Kern

Subscribed and sworn to (or affirmed) before me on this 19th day of December, 2008,  
by Robert T. Hardcastle, proved to me on the basis of satisfactory evidence to be the  
person who appeared before me.



A handwritten signature in black ink, appearing to read "Denys Thede", written over a horizontal line.

**VERIFICATION  
AND  
SWORN STATEMENT  
RESIDENTIAL REVENUE  
INTRASTATE REVENUES ONLY**

**VERIFICATION**

**STATE OF ARIZONA**

**I, THE UNDERSIGNED**

**OF THE**

|   |                        |
|---|------------------------|
| COUNTY OF (COUNTY NAME) KERN                  |                        |
| NAME (OWNER OR OFFICIAL) ROBERT T. HARDCASTLE | TITLE: MANAGING MEMBER |
| COMPANY NAME: STRAWBERRY WATER CO., INC.      |                        |

**DO SAY THAT THIS ANNUAL UTILITY REPORT TO THE ARIZONA CORPORATION COMMISSION**

**FOR THE YEAR ENDING**

|       |     |      |
|-------|-----|------|
| MONTH | DAY | YEAR |
| 12    | 31  | 2007 |

**HAS BEEN PREPARED UNDER MY DIRECTION, FROM THE ORIGINAL BOOKS, PAPERS AND RECORDS OF SAID UTILITY; THAT I HAVE CAREFULLY EXAMINED THE SAME, AND DECLARE THE SAME TO BE A COMPLETE AND CORRECT STATEMENT OF BUSINESS AND AFFAIRS OF SAID UTILITY FOR THE PERIOD COVERED BY THIS REPORT IN RESPECT TO EACH AND EVERY MATTER AND THING SET FORTH, TO THE BEST OF MY KNOWLEDGE, INFORMATION AND BELIEF.**


**SWORN STATEMENT**

**IN ACCORDANCE WITH THE REQUIREMENTS OF TITLE 40, ARTICLE 8, SECTION 40-401.01, ARIZONA REVISED STATUTES, IT IS HEREIN REPORTED THAT THE GROSS OPERATING REVENUE OF SAID UTILITY DERIVED FROM ARIZONA INTRASTATE UTILITY OPERATIONS RECEIVED FROM RESIDENTIAL CUSTOMERS DURING CALENDAR YEAR 2007 WAS:**

|   |
|---|
| ARIZONA INTRASTATE GROSS OPERATING REVENUES |
| \$ 441,057                                  |

**(THE AMOUNT IN BOX AT LEFT INCLUDES \$ 26,901 IN SALES TAXES BILLED, OR COLLECTED)**

**\*RESIDENTIAL REVENUE REPORTED ON THIS PAGE MUST INCLUDE SALES TAXES BILLED.**

  
 \_\_\_\_\_  
 SIGNATURE OF OWNER OR OFFICIAL  
 (661) 633-7526  
 \_\_\_\_\_  
 TELEPHONE NUMBER

**SUBSCRIBED AND SWORN TO BEFORE ME**

**A NOTARY PUBLIC IN AND FOR THE COUNTY OF**

**THIS**

|  |
|--|
|  |
|--|

**(SEAL)**

**MY COMMISSION EXPIRES**

|                    |
|--------------------|
| NOTARY PUBLIC NAME |
| COUNTY NAME        |
| MONTH _____        |
| 20__               |

*all attached  
12/19/2008*

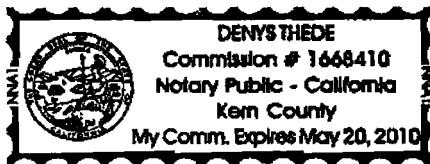
X  
\_\_\_\_\_  
SIGNATURE OF NOTARY PUBLIC

# Jurat

State of California

County of Kern

Subscribed and sworn to (or affirmed) before me on this 19th day of December, 2008, by Robert T. Hardcastle, proved to me on the basis of satisfactory evidence to be the person who appeared before me.



A handwritten signature in cursive script, appearing to read "Robert T. Hardcastle", written over a solid horizontal line.

23785

Brooke Utilities, Inc.

23785

00108 Gila County Treasurer 0000000000000045 10/16/2007

|                  |               |      |            |             |             |        |        |             |
|------------------|---------------|------|------------|-------------|-------------|--------|--------|-------------|
| 0000000000000068 | 941-01-082 8  | 2007 | 10/13/2007 | \$652.81    | \$652.81    | \$0.00 | \$0.00 | \$652.81    |
| 0000000000000069 | 941-01-002 6  | 2007 | 10/15/2007 | \$2,797.68  | \$2,797.68  | \$0.00 | \$0.00 | \$2,797.68  |
| 0000000000000070 | 941-01-000 0  | 2007 | 10/15/2007 | \$3,152.42  | \$3,152.42  | \$0.00 | \$0.00 | \$3,152.42  |
| 0000000000000071 | 941-01-008 4  | 2007 | 10/15/2007 | \$1,004.75  | \$1,004.75  | \$0.00 | \$0.00 | \$1,004.75  |
| 0000000000000072 | 941-01-005 5  | 2007 | 10/15/2007 | \$4,063.20  | \$4,063.20  | \$0.00 | \$0.00 | \$4,063.20  |
| 0000000000000073 | 941-01-004 2  | 2007 | 10/15/2007 | \$1,128.19  | \$1,128.19  | \$0.00 | \$0.00 | \$1,128.19  |
| 0000000000000081 | 902-31-276 7  | 2007 | 10/15/2007 | \$20,242.03 | \$20,242.03 | \$0.00 | \$0.00 | \$20,242.03 |
| 0000000000000087 | 945-61-270 9  | 2007 | 10/15/2007 | \$10,552.36 | \$10,552.36 | \$0.00 | \$0.00 | \$10,552.36 |
| 0000000000000093 | 941-53-301C 2 | 2007 | 10/15/2007 | \$336.37    | \$336.37    | \$0.00 | \$0.00 | \$336.37    |
| 0000000000000094 | 941-54-000 4  | 2007 | 10/15/2007 | \$1,179.66  | \$1,179.66  | \$0.00 | \$0.00 | \$1,179.66  |
| 0000000000000095 | 941-53-300 2  | 2007 | 10/15/2007 | \$3,328.46  | \$3,328.46  | \$0.00 | \$0.00 | \$3,328.46  |
|                  |               |      |            | \$48,437.93 | \$48,437.93 | \$0.00 | \$0.00 | \$48,437.93 |

NOT NEGOTIABLE

23785

Brooke Utilities, Inc.  
P.O. Box 82218  
Bakersfield, CA 93380-2218

WELLS FARGO BANK, N.A.

CHECK NO.

11:24  
12/08

Forty Eight Thousand Four Hundred Thirty Seven Dollars And 93 Cents

DATE

AMOUNT

10/16/2007

\$48,437.93

PAY  
TO THE  
ORDER  
OF

Gila County Treasurer  
P.O. Box 1093  
Globe AZ 85302

*[Signature]*  
NOT NEGOTIABLE

⑆0123256⑆ ⑆12100031⑆

2007 TAX NOTICE

JAN 1 2007  
TO  
DEC 31 2007

COUNTY OF GILA

ARIZONA

ADDRESS: POST OFFICE BOX 1093  
GLOBE AZ 85502

LEGAL DESCRIPTION: SECTION TWO RING ACRES USE 5500  
TOTAL VALUE OF OPERATING PROPERTY 300 301-11-138 1.800  
301-11-134

|                                       |
|---------------------------------------|
| TAX ROLL NUMBER<br>36849              |
| PARCEL IDENTIFICATION<br>945-61-270 9 |
| TAX AREA CODE<br>1270                 |

IMPORTANT - SEE REVERSE SIDE FOR COMPLETE EXPLANATION OF YOUR 2007 TAX NOTICE AND PAYMENT INSTRUCTIONS.

*Before signing this special note please confirm this is Strawberry property for this post on operations that*

Co #15  
00-05-7010-02

945-61-270 9 36849

STRAWBERRY WATER CO., INC.  
C/O ROBERT T HARDCASTLE/PRESIDENT  
P O BOX 82218  
BAKERSFIELD CA 93380

Pay 1st 1/2 \$10,552.36



06-2284

| 2007 TAX SUMMARY (3)        |           |
|-----------------------------|-----------|
| PRIMARY AD VALOREM TAX      | 15,609.12 |
| LESS STATE AID TO EDUCATION | 0.00      |
| NET PRIMARY AD VALOREM TAX  | 15,609.12 |
| SECONDARY AD VALOREM TAX    | 5,495.60  |
| SPECIAL DISTRICT TAX        | 0.00      |

PAY TOTAL OR HALF TAX

|               |           |
|---------------|-----------|
| TOTAL TAX DUE | 21,104.72 |
| HALF TAX      | 10,552.36 |

DELINQUENT DATES

1st HALF NOV. 1, 2007  
2nd HALF MAY 1, 2008

THIS IS THE ONLY NOTICE YOU WILL RECEIVE  
NO RECEIPT WILL BE SENT UNLESS REQUESTED

| ITEM              | LIMITED VALUE | ASSMT. % | ASSESSED VALUE | EXEMPTION | TAX RATE | AD VALOREM TAX |
|-------------------|---------------|----------|----------------|-----------|----------|----------------|
| LAND, BLDGS, ETC. | 49627         | 2.40     | 11910          | 0         | 84246    | 100338         |
| PERSONAL PROPERTY | 722373        | 2.40     | 173370         | 0         | 84246    | 1450574        |
| TOTALS            | 772000        |          | 185280         | 0         |          | 1560912        |

| ITEM              | FULL CASH VALUE | ASSMT. % | ASSESSED VALUE | EXEMPTION | TAX RATE | AD VALOREM TAX |
|-------------------|-----------------|----------|----------------|-----------|----------|----------------|
| LAND              | 2100            | 2.40     | 504            | 0         | 29661    | 1494           |
| BLDGS, ETC.       | 47527           | 2.40     | 11406          | 0         | 29661    | 33832          |
| PERSONAL PROPERTY | 722373          | 2.40     | 173370         | 0         | 29661    | 514234         |
| TOTALS            | 772000          |          | 185280         | 0         |          | 549560         |

| TAX CODE | TAX JURISDICTION              | 2007 PRIMARY | 2007 SECONDARY | 2007 TOTAL | 2008 TOTAL | DIFFERENCE |
|----------|-------------------------------|--------------|----------------|------------|------------|------------|
| 02000    | GILA COUNTY                   | 761502       | 00             | 761502     | 770330     | -8828      |
| 05012    | PINE SD #12                   | 688482       | 00             | 688482     | 655456     | 33026      |
| 08150    | COMMUNITY COLLEGE             | 110928       | 00             | 110928     | 109842     | 1086       |
| 11205    | PINE-STRAWBERRY FD            | 00           | 493976         | 493976     | 488488     | 5488       |
| 11900    | FIRE DISTRICT ASSISTANCE FUND | 00           | 18528          | 18528      | 17715      | 813        |
| 14900    | GILA COUNTY LIBRARY DISTRICT  | 00           | 37056          | 37056      | 35427      | 1629       |
| TOTALS   |                               | 1560912      | 549560         | 2110472    | 2077258    | 33214      |

PLEASE RETURN THIS PORTION WITH PAYMENT TO:

DEBORA SAVAGE  
GILA CO. TREASURER  
POST OFFICE BOX 1093  
GLOBE AZ 85502

STRAWBERRY WATER CO., I  
P O BOX 82218  
BAKERSFIELD CA93380

RECEIPT REQUESTED ( )

TAX ROLL NUMBER 36849  
PARCEL IDENTIFICATION 945-61-270 9  
TAX AREA CODE 1270

IF TOTAL TAX DUE IS \$100.00 OR LESS FULL AMOUNT IS DUE NOW. SEE PAYMENT INSTRUCTIONS ON REVERSE SIDE OF NOTICE. ENTER ADDRESS CORRECTION ON THE BACK OF THIS COUPON.

2007 2ND HALF COUPON

TO PAY 2ND HALF PAY 10,552.36

NOTE: 2nd HALF TAXES DELINQUENT AFTER MAY 1, 2008

PLEASE RETURN THIS PORTION WITH PAYMENT TO:

DEBORA SAVAGE  
GILA CO. TREASURER  
POST OFFICE BOX 1093  
GLOBE AZ 85502

STRAWBERRY WATER CO., I  
P O BOX 82218  
BAKERSFIELD CA93380

RECEIPT REQUESTED ( )

TAX ROLL NUMBER 36849  
PARCEL IDENTIFICATION 945-61-270 9  
TAX AREA CODE 1270

PLEASE RETURN BOTH COUPONS WHEN PAYING FULL YEAR TAX

IF TOTAL TAX DUE IS \$100.00 OR LESS FULL AMOUNT IS DUE NOW. SEE PAYMENT INSTRUCTIONS ON REVERSE SIDE OF NOTICE. ENTER ADDRESS CORRECTION ON THE BACK OF THIS COUPON.

2007 1ST HALF COUPON

TO PAY 1ST HALF ONLY PAY 10,552.36  
TO PAY FULL YEAR TAX PAY 21,104.72

NOTE: 1st HALF TAXES DELINQUENT AFTER NOV 1, 2007



0494561270009200700001055236



0494561270009200700001055236

Strawberry Water Company, Inc.  
G103 GILA COUNTY TREASURER

22949

Apr 12 07

945-612707 2 Apr 12 07

10,386.29

0.00

10,386.29

NOT NEGOTIABLE

10,386.29

0.00

10,386.29

Strawberry Water Company, Inc  
P.O. Box 82218  
Bakersfield, CA 93380-2218

22949

WELLS FARGO BANK N.A.

CHECK NO.

\*\*\*\*\* Ten Thousand Three Hundred <sup>11-24</sup> Eighty-Six and 29/100 <sub>1210(8)</sub> \*\*\*\*\*

DATE  
Apr 12 07

AMOUNT  
\$10,386.29

PAY  
TO THE  
ORDER  
OF

GILA COUNTY TREASURER  
P.O. BOX 1093  
GLOBE, AZ 85502

✓

~~NOT NEGOTIABLE~~

⑈022949⑈ ⑆121000248⑆4121054894⑈



2006 TAX NOTICE

JAN 1, 2006  
TO  
DEC 31, 2006

COUNTY OF GILA

ARIZONA

ADDRESS: POST OFFICE BOX 1093  
GLOBE AZ 85502

EQUAL DESCRIPTION: SECTION TWN RNG ACRES .20 USE 5500  
TOTAL VALUE OF OPERATING PROPERTY  
301-11-134 300 301-11-138 1.800

|                                       |
|---------------------------------------|
| TAX ROLL NUMBER<br>36420              |
| PARCEL IDENTIFICATION<br>945-61-270 9 |
| TAX AREA CODE<br>1270                 |

(928)  
425-3231

Co#15  
Acct H607.9  
Pay 2nd half  
submit stub  
w/arrance

IMPORTANT - SEE REVERSE SIDE FOR COMPLETE EXPLANATION OF YOUR 2006 TAX NOTICE AND PAYMENT INSTRUCTIONS.

ST  
CA. ANDER T HARDCASTLE/PRESIDENT  
PO BOX 82218  
BAKERSFIELD CA 93380

01-1612

| 2006 TAX SUMMARY (1)        |         |
|-----------------------------|---------|
| PRIMARY AD VALOREM TAX      | 1535628 |
| LESS STATE AID TO EDUCATION | 00      |
| NET PRIMARY AD VALOREM TAX  | 1535628 |
| SECONDARY AD VALOREM TAX    | 541630  |
| SPECIAL DISTRICT TAX        | 00      |

\*\*AS OF JULY 31, 2006 OUR RECORDS INDICATE THAT THE DELINQUENT TAXES DUE ON THIS PROPERTY HAVE NOT BEEN PAID\*\*

| ITEM              | LIMITED VALUE | ASST.M% | ASSESSED VALUE | EXEMPTION | TAX RATE | AD VALOREM TAX |
|-------------------|---------------|---------|----------------|-----------|----------|----------------|
| LAND,BLDGS,ETC.   | 47225         | 245     | 11571          | 0         | 86692    | 100312         |
| PERSONAL PROPERTY | 675775        | 245     | 165565         | 0         | 86692    | 1435318        |
| TOTALS            | 723000        |         | 177136         | 0         |          | 1535628        |

| ITEM              | FULL CASH VALUE | ASST.M% | ASSESSED VALUE | EXEMPTION | TAX RATE | AD VALOREM TAX |
|-------------------|-----------------|---------|----------------|-----------|----------|----------------|
| LAND              | 2100            | 245     | 515            | 0         | 30577    | 1574           |
| BLDGS,ETC.        | 45125           | 245     | 11056          | 0         | 30577    | 33806          |
| PERSONAL PROPERTY | 675775          | 245     | 165565         | 0         | 30577    | 506250         |
| TOTALS            | 723000          |         | 177136         | 0         |          | 541630         |

| PAY TOTAL OR HALF TAX |         |
|-----------------------|---------|
| TOTAL TAX DUE         | 2077258 |
| HALF TAX              | 1038629 |

DELINQUENT DATES

1st HALF NOV. 1, 2006  
2nd HALF MAY 1, 2007

THIS IS THE ONLY NOTICE YOU WILL RECEIVE  
NO RECEIPT WILL BE SENT UNLESS REQUESTED

| TAX CODE | TAX JURISDICTION      | 2006 PRIMARY | 2006 SECONDARY | 2006 TOTAL | 2005 TOTAL | DIFFERENCE |
|----------|-----------------------|--------------|----------------|------------|------------|------------|
| 02000    | GILA COUNTY           | 770330       | 00             | 770330     | 788292     | -17962     |
| 02002    | STATE                 | 00           | 00             | 00         | 77900      | -77900     |
| 01       | X EQUALIZATION        | 655456       | 00             | 655456     | 552752     | 102704     |
| 11       | SE FO ASSISTANCE FUND | 109842       | 00             | 109842     | 112398     | -2556      |
| 14       | ARY DISTRICT          | 00           | 488488         | 488488     | 484897     | 3591       |
|          |                       | 00           | 177115         | 177115     | 17876      | -161       |
|          |                       | 00           | 35427          | 35427      | 35751      | -324       |
|          | TOTALS                | 1535628      | 541630         | 2077258    | 2069866    | 7392       |

PLEASE RETURN THIS PORTION WITH PAYMENT TO: DELINQ. TAX DUE

PRIS KNUCKEY-RALLS  
GILA CO. TREASURER  
POST OFFICE BOX 1093  
GLOBE AZ 85502

|                                       |
|---------------------------------------|
| TAX ROLL NUMBER<br>36420              |
| PARCEL IDENTIFICATION<br>945-61-270 9 |
| TAX AREA CODE<br>1270                 |

STRAWBERRY WATER CO.,  
P O BOX 82218  
BAKERSFIELD CA93380

RECEIPT REQUESTED ( )

\*IF TOTAL TAX DUE IS \$100.00 OR LESS FULL AMOUNT IS DUE NOW.  
SEE PAYMENT INSTRUCTIONS ON REVERSE SIDE OF NOTICE.  
ENTER ADDRESS CORRECTION ON THE BACK OF THIS COUPON.

2006 2ND-HALF COUPON

TO PAY 2ND HALF PAY 10,386.29

NOTE: 2nd HALF TAXES DELINQUENT AFTER MAY 1, 2007



0494561270009200500001038629

DOH Form PTXBL 15/2006

PLEASE RETURN THIS PORTION WITH PAYMENT TO: DELINQ. TAX DUE

PRIS KNUCKEY-RALLS  
GILA CO. TREASURER  
POST OFFICE BOX 1093  
GLOBE AZ 85502

|                                       |
|---------------------------------------|
| TAX ROLL NUMBER<br>36420              |
| PARCEL IDENTIFICATION<br>945-61-270 9 |
| TAX AREA CODE<br>1270                 |

STRAWBERRY WATER CO.,  
P O BOX 82218  
BAKERSFIELD CA93380

RECEIPT REQUESTED ( )

\*IF TOTAL TAX DUE IS \$100.00 OR LESS FULL AMOUNT IS DUE NOW.  
SEE PAYMENT INSTRUCTIONS ON REVERSE SIDE OF NOTICE.  
ENTER ADDRESS CORRECTION ON THE BACK OF THIS COUPON.

2006 1ST-HALF COUPON

TO PAY 1ST HALF ONLY PAY 10,386.29  
TO PAY FULL YEAR TAX PAY 20,772.58

NOTE: 1st HALF TAXES DELINQUENT AFTER NOV 1, 2006



0494561270009200500001038629